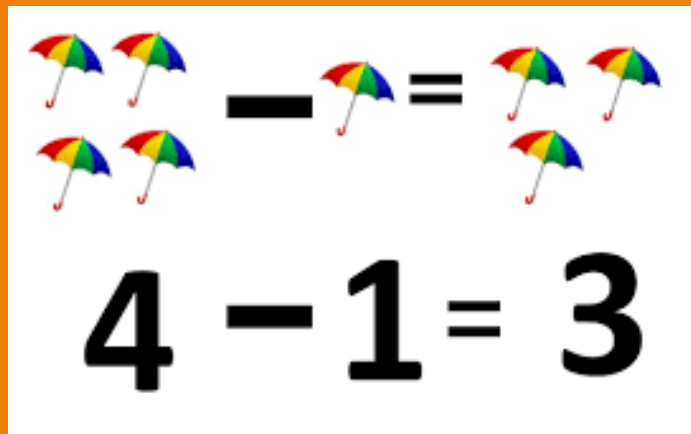




Αφαιρώ με το 1

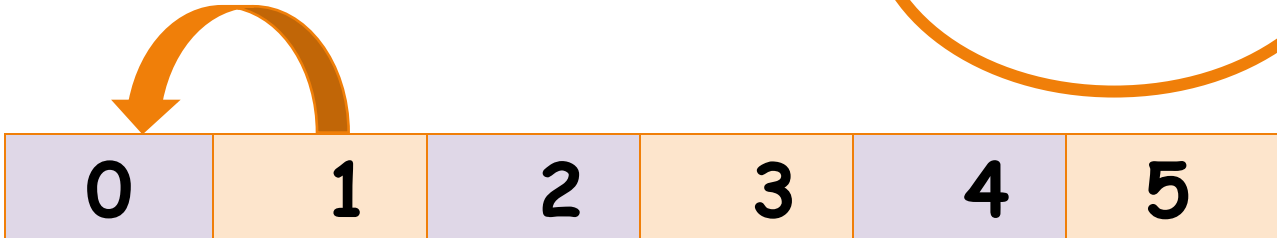


Αφαιρώ με το 1



Αφαιρώ με το 1

Βγάζω
(-) 1



$$1 - 1 =$$

$$2 - 1 =$$

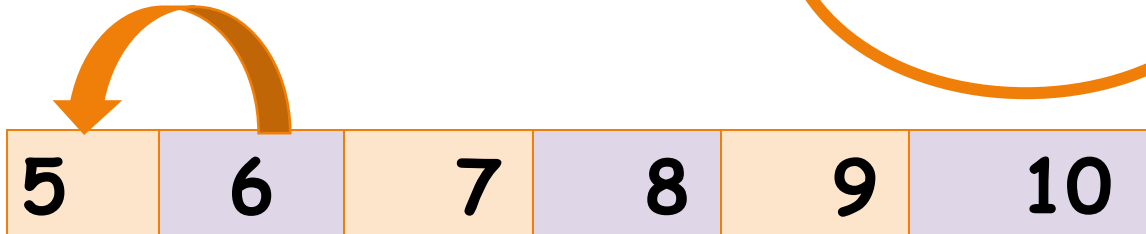
$$3 - 1 =$$

$$4 - 1 =$$

$$5 - 1 =$$



Αφαιρώ με το 1



$$6 - 1 =$$

$$7 - 1 =$$

$$8 - 1 =$$

$$9 - 1 =$$

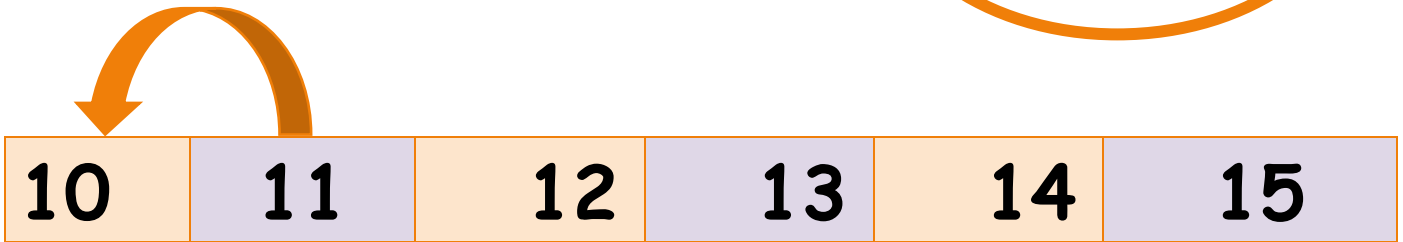
$$10 - 1 =$$



Αφαιρώ με το 1

Βγάζω

(-) 1



$$11 - 1 =$$

$$12 - 1 =$$

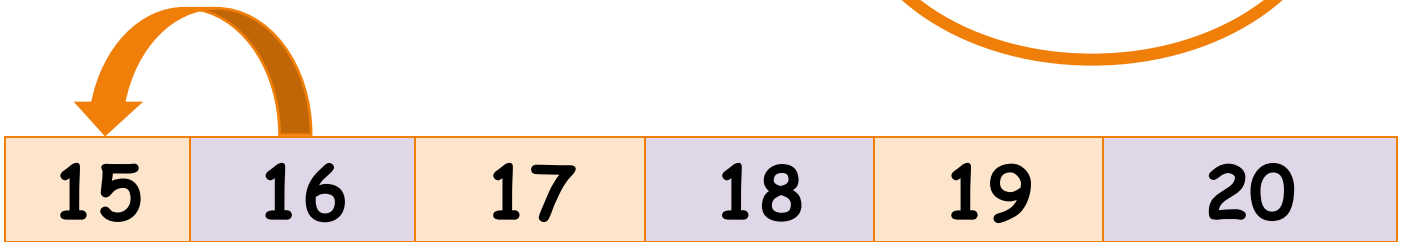
$$13 - 1 =$$

$$14 - 1 =$$

$$15 - 1 =$$



Αφαιρώ με το 1



$$16 - 1 =$$

$$17 - 1 =$$

$$18 - 1 =$$

$$19 - 1 =$$

$$20 - 1 =$$



Αφαιρώ με το 1

Βγάζω
(-) 1



$$10 - 1 =$$

$$9 - 1 =$$

$$8 - 1 =$$

$$7 - 1 =$$

$$6 - 1 =$$

$$5 - 1 =$$

$$4 - 1 =$$

$$3 - 1 =$$

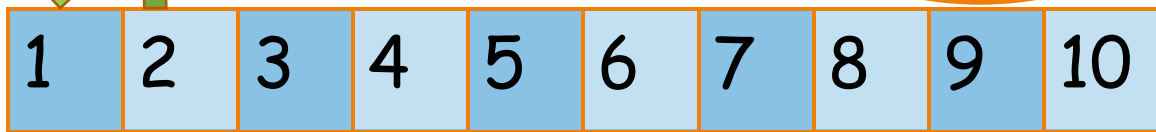
$$2 - 1 =$$

$$1 - 1 =$$



Αφαιρώ με το 1

Έλα να βοηθήσουμε το βατραχάκι να κάνει τα αλματάκια του!



Βγάζω

(-) 1

$2 - 1 = \square$

$9 - 1 = \square$

$6 - 1 = \square$

$5 - 1 = \square$

$3 - 1 = \square$

$4 - 1 = \square$

$5 - 1 = \square$

$6 - 1 = \square$

$10 - 1 = \square$

$8 - 1 = \square$

$9 - 1 = \square$

$10 - 1 = \square$

$2 - 1 = \square$

$6 - 1 = \square$



Αφαιρώ με το 1

Βγάζω 1:



$1-1=$



$2-1=$



$3-1=$



$4-1=$




$5-1=$

Αφαιρώ με το 1


Βγάζω 1:



$1-1=$




$2-1=$



$3-1=$



$4-1=$




$5-1=$

Αφαιρώ με το 1

Βγάζω 1:




$$1 - 1 =$$




$$2 - 1 =$$



$$3 - 1 =$$








$$4 - 1 =$$



$$5 - 1 =$$





Αφαιρώ με το 1

Βγάζω 1:

	$\begin{array}{r} 1 \\ -1= \\ \hline \end{array}$
	$\begin{array}{r} 2 \\ -1= \\ \hline \end{array}$
	$\begin{array}{r} 3 \\ -1= \\ \hline \end{array}$
	$\begin{array}{r} 4 \\ -1= \\ \hline \end{array}$
	$\begin{array}{r} 5 \\ -1= \\ \hline \end{array}$

Αφαιρώ με το 1

Βγάζω 1:

	$10-1=$
	$9-1=$
	$8-1=$
	$7-1=$



Αφαιρώ με το 1

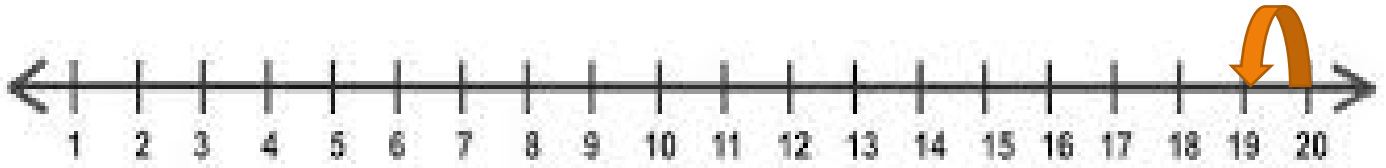
Βγάζω 1:

	$\begin{array}{r} 10 \\ -1= \\ \hline \end{array}$
	$\begin{array}{r} 9 \\ -1= \\ \hline \end{array}$
	$\begin{array}{r} 8 \\ -1= \\ \hline \end{array}$
	$\begin{array}{r} 7 \\ -1= \\ \hline \end{array}$

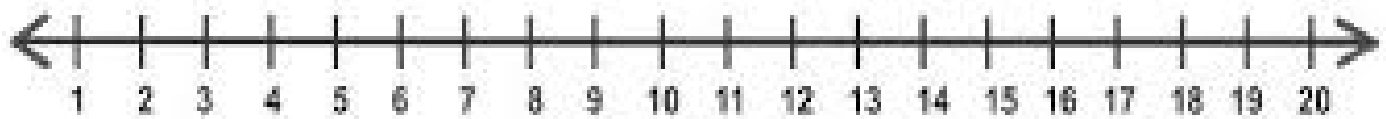


Αφαιρώ με το 1

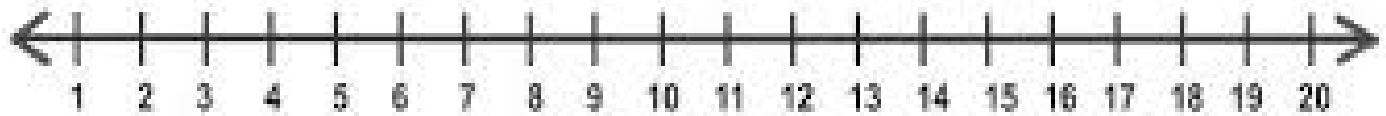
Βγάζω 1:



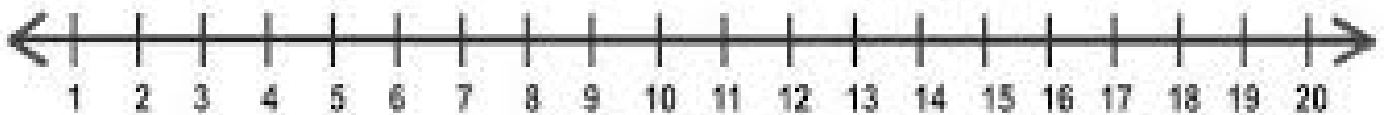
$$20 - 1 =$$



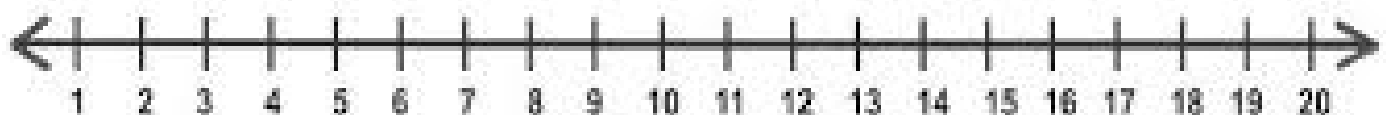
$$19 - 1 =$$



$$18 - 1 =$$



$$17 - 1 =$$

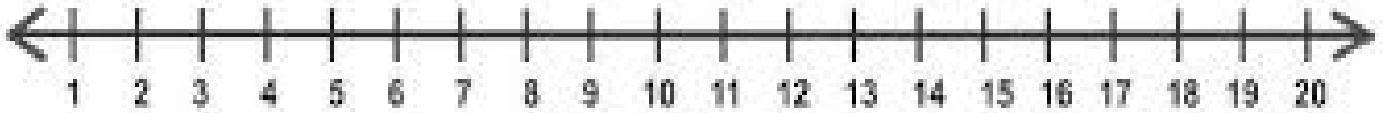


$$16 - 1 =$$

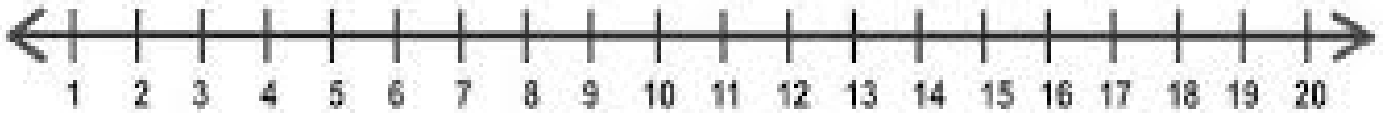


Αφαιρώ με το 1

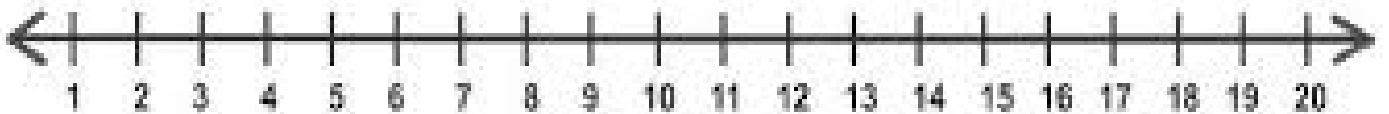
Βγάζω 1:



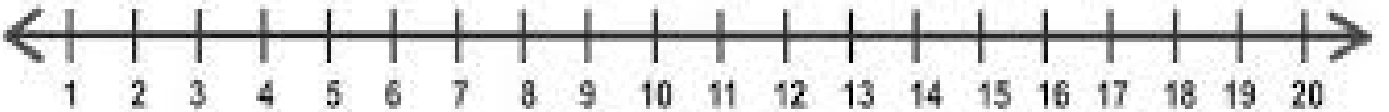
$$15 - 1 =$$



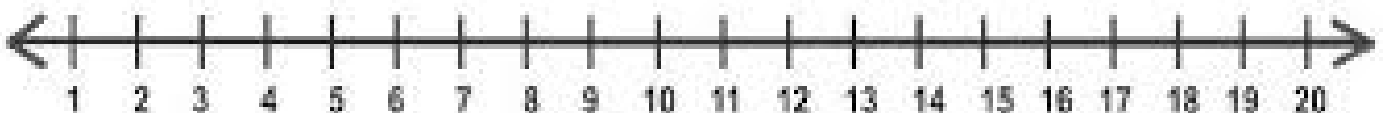
$$14 - 1 =$$



$$13 - 1 =$$



$$12 - 1 =$$

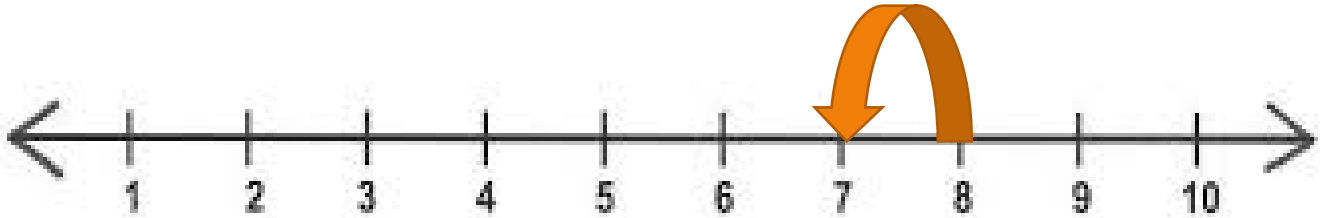


$$11 - 1 =$$

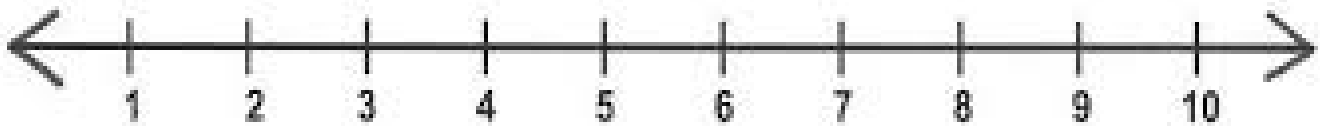


Αφαιρώ με το 1

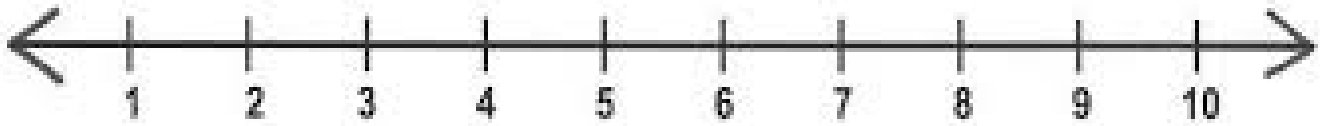
Βγάζω 1:



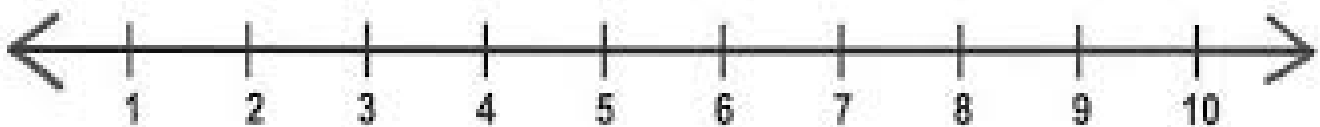
$$8 - 1 =$$



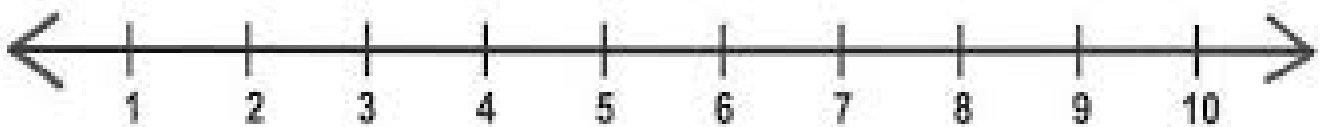
$$5 - 1 =$$



$$1 - 1 =$$



$$9 - 1 =$$

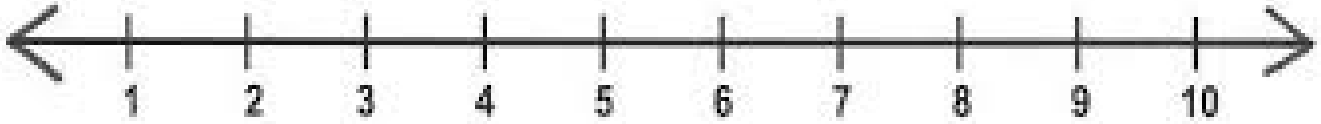


$$6 - 1 =$$

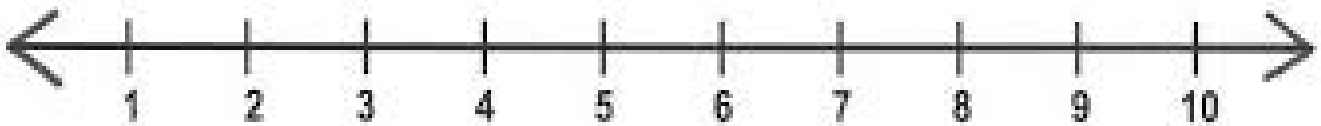


Αφαιρώ με το 1

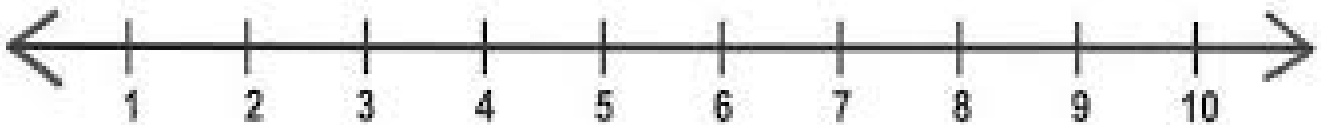
Βγάζω 1:



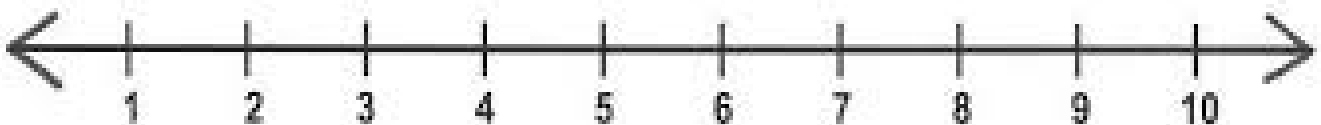
$$4 - 1 =$$




$$10 - 1 =$$



$$3 - 1 =$$



$$7 - 1 =$$



$$2 - 1 =$$



Αφαιρώ με το 1



Το περιεχόμενο του <http://sxoleiogiaolous.gr> περιλαμβάνει φύλλα εργασίας σε μορφή pdf. Τα pdf αυτά αποτελούν πνευματική ιδιοκτησία του σχολείου για όλους και των δημιουργών του (Αποστολοπούλου Νίκη και Χαραλάμπους Ασπασία). Το υλικό αυτό δεν μπορεί να τροποποιηθεί ή να χρησιμοποιηθεί για εμπορικούς σκοπούς.

Επιτρέπεται η αναδημοσίευση του υλικού με τον όρο να συνοδεύεται από το όνομα του δημιουργού. Κάποιο από το υλικό μας είναι ανοιχτό σε όλο το κοινό που επισκέπτεται την ιστοσελίδα μας. Για να έχετε πρόσβαση σε όλο το υλικό μας συμπληρώστε τα στοιχεία σας στην ακόλουθη φόρμα.

**Με εκτίμηση, οι δημιουργοί του
Νίκη και Άσπα**